

Office : 607, World Trade Centre
Sayajiguj, Vadodara 390 005
Gujarat, INDIA
Phone : +91 265 2363496 / 2363497
Email : utlindustries@gmail.com
Website : utlindustries.com
CIN : L27100GJ1989PLC012843



UTL Industries Limited
Creating Resources.. Generating Leads

(Formally nown as Uni-Tubes Limited)

9th November, 2020

To,
The General Manager,
Corporate Relation Department,
BSE Limited
Phiroze Jeejeebhoy Towers,
Dalal Street, Fort,
Mumbai- 400 001

Ref.: - Scrip Code- 500426

Sub.: - Out Come of the Board Meeting held on 9th day of November 2020
Un-audited Financial Results for the second Quarter and half year
ended on 30th day of September, 2020.

Dear Sir/Madam,

Pursuant to Regulation 33 and any other applicable regulations of the SEBI (Listing Obligation and Disclosure Requirements) Regulations, 2015, we hereby inform that the Board of Directors in its meeting held on Monday, 9th day of September, 2020 inter-alia, has considered and approved the following:

1. Un-audited Financial Results of the Company for the Second Quarter and half year ended on 30th September, 2020, together with the Limited Review Report for the quarter and half year ended on 30th September, 2020.



The Meeting of the Board of Directors commenced at 04.00 p.m. and concluded at 5.30 p.m.

Kindly take the same on record.

Thanking you,

Yours faithfully,

For UTL Industries Limited



Sonal Golani
Company Secretary and Compliance Officer
(M. No. A57253)

UTL Industries Limited

(Previously known as Uni Tubes Limited)

Registered Office: 607 World Trade Centre Sayajigunj VADODARA-05

Script code:500426

Tel: +91 265 2363497, Email: utlindustries@gmail.com

Website: www.utlindustries.com, CIN: L27100GJ1989PLC012843

STATEMENT OF UNAUDITED FINANCIAL RESULTS FOR THE QUARTER AND SIX MONTHS ENDED 30th SEPTEMBER, 2020

(Rs. in Lakhs)

S. No.	PARTICULARS	QUARTER ENDED			HALF YEAR ENDED		YEAR ENDED
		Unaudited	Unaudited	Unaudited	Unaudited	Unaudited	Audited
		30-Sep-20	30-Jun-20	30-Sep-19	30-Sep-20	30-Sep-19	31-Mar-20
	Income						
1	Revenue from operations	13.20	15.69	42.50	28.89	207.50	445.50
2	Other income	-	0.03	0.10	0.03	0.18	0.57
3	Total Income (1+2)	13.20	15.72	42.60	28.92	207.68	446.07
	Expenses						
4	Cost of Materials consumed	8.29	0.51	36.92	8.80	91.34	208.21
	Purchase of stock-in-trade	-	-	-	-	-	-
	Change in inventories of finished goods,WIP and Stock in trade	1.63	12.57	(9.70)	14.20	80.16	174.82
	Employees benefits expense	0.59	1.83	7.61	2.42	16.76	31.01
	Finance expense	-	-	0.00	-	0.00	0.00
	Depreciation and amortisation expense	0.24	0.25	0.25	0.49	0.50	1.01
	Other expenditure	2.01	1.78	3.33	3.79	7.84	15.91
	Total expenses	12.76	16.94	38.41	29.70	196.60	430.96
5	Profit/(Loss) before Exceptional items and tax (3 - 4)	0.44	(1.22)	4.19	(0.78)	11.08	15.11
6	Earlier years Excess Provision Reversed	-	(1.84)	-	(1.84)	-	(0.32)
7	Exceptional items	-	-	-	-	-	-
8	Profit/(Loss) before Tax (5 - 6)	0.44	0.62	4.19	1.06	11.08	15.43
9	Tax expense:						
	Current tax	0.12	0.16	1.24	0.28	3.03	4.10
	Earlier years tax adjustments (net)	-	-	0.28	-	0.28	0.28
	Deferred tax	(0.02)	(0.03)	(0.02)	(0.05)	(0.07)	(0.12)
10	Profit/(Loss) for the period (7 - 8)	0.34	0.49	2.69	0.83	7.84	11.17
11	Other Comprehensive Income (Net of Tax)	-	-	-	-	-	-
12	Total comprehensive income for the period (9 + 10)	0.34	0.49	2.69	0.83	7.84	11.17
13	Paid up Equity Share Capital (Face Value the share of is ₹ 1/- each)	329.55	329.55	329.55	329.55	329.55	329.55
14	Other Equity excluding revaluation reserve	-	-	-	-	-	-
15	EPS (Face Value of the Share is ₹1/-each) (not annualised) (in Rs.)						
	Basic (₹)	0.00	0.00	0.01	0.00	0.02	0.03
	Diluted (₹)	0.00	0.00	0.01	0.00	0.02	0.03

Notes:

- 1 The above results have been reviewed by the Audit Committee and approved by the Board of Directors of the Company at their respective meetings held on 9th November, 2020.
- 2 The financial figures of the quarter & six Months ended 30th September, 2020 are the balancing figures between the unaudited figures in respect of the half financial year ended on 30th September, 2020 and the published year to date figures upto the First quarter ended 30st June, 2020.
- 3 Company operates in two segments viz. Construction and SMS Services. However, Company has not commenced its operations in SMS services and all expenditures are transferred to Capital Work In Progress. Hence, Segment Reporting as defined in Ind AS 108 "Operating Segment" is not applicable.
- 4 The Above results for the period ended 31st March 2020 have been audited by the Statutory Auditors.
- 5 Previous quarter figures have been regrouped and rearranged, to conform to the current period's classification.

By Order of the Board
For UTL Industries Limited

Bhavi Vasantbhai Patel



Director
Bhavik Vasantbhai Patel
DIN: 07521766

Place : Vadodara
Date : 9th November, 2020

UTL Industries Limited

(Previously known as Uni Tubes Limited)

Registered Office: 607 World Trade Centre Sayajigunj VADODARA-05

Tel: +91 265 2363497, Email: utlindustries@gmail.com

Website: www.utlindustries.com, CIN: L27100GJ1989PLC012843

Script code:500426

STATEMENT OF ASSETS AND LIABILITIES AS AT 30th SEPTEMBER, 2020

(Rs. in lakhs)

PARTICULARS	AS AT	AS AT
	30-Sep-2020	31-Mar-2020
	Un-Audited	Audited
Assets		
Non-current assets		
Property, plant and equipment	1.82	2.31
Capital work-in-progress	-	-
Investment property	-	-
Other intangibles assets	-	-
Intangible Assets under development	-	-
Financial assets - Loans	0.09	0.05
Deferred Tax assets (net)	-	-
Other non-current assets	-	-
Total Non-current assets	1.91	2.36
Current assets		
Inventories	70.29	84.50
Financial assets		
Trade receivables	530.82	564.70
Cash and cash equivalents	5.49	5.71
Other bank balances	-	-
Short Term Loans & Advances	98.01	101.41
Other financial assets	-	-
Other current assets	0.23	0.23
Current tax assets (Net)	-	-
Total Current assets	704.84	756.55
Total Assets	706.75	758.91
Equity and liabilities		
Equity		
Equity share capital	329.55	329.55
Reserves & Surplus	112.41	111.58
Total Equity	441.96	441.13
Liabilities		
Non-current liabilities		
Financial liabilities		
Loans	-	-
Other financial liabilities	-	-
Provisions	-	-
Other non-current liabilities	-	-
Deferred Tax Liabilities (Net)	-	-
Total Non-current liabilities	-	-
Current liabilities		
Financial liabilities		
Loans	3.42	2.58
Trade payables	257.91	292.16
Other financial liabilities	-	-
Other current liabilities	1.01	19.63
Provisions	2.45	3.41
Current tax liabilities (net)	-	-
Total Current liabilities	264.79	317.78
Total Equity and liabilities	706.75	758.91

Place: Vadodara
Date : 9th November, 2020

By Order of The Board
UTL INDUSTRIES LIMITED
Bhaskar Yasanibhai Patel
Director
DIN: 07521766

UTL Industries Limited

Registered Office: 607 World Trade Centre Sayajigunj VADODARA-05
Tel: +91 265 2363497, Email: utlindustries@gmail.com
Website: www.utlindustries.com, CIN: L27100GJ1989PLC012843

Script code:500426

STATEMENT OF CASH FLOW AS AT 30th SEPTEMBER, 2020

(Rs. in lakhs)

PARTICULARS	30th Sep 2020	30th Sep 2019
A. Cash Flow From Operating Activities		
Net Profit before tax and extraordinary items(as per Statement of Profit and Loss)	1.06	11.08
Adjustments for non Cash/ Non trade items:		
Depreciation & Amortization Expenses	0.49	0.50
Interest Received	(0.03)	(0.18)
Finance Cost	0.00	0.00
Operating profits before Working Capital Changes	1.52	11.40
Adjusted For:		
(Increase) / Decrease in Trade receivables	33.88	(8.30)
Increase / (Decrease) in Trade payables	(34.25)	(89.72)
(Increase) / Decrease in Inventories	14.21	80.16
Increase / (Decrease) in Provision	(0.96)	0.81
Increase / (Decrease) in Deferred Tax Liabilities	(0.04)	(0.08)
Increase / (Decrease) in Other Current Liabilities	(18.62)	(0.74)
(Increase) / Decrease in Short Term Loans & Advances	3.40	(3.39)
(Increase) / Decrease in Other Current Assets	0.00	16.60
Cash generated from Operations	(0.86)	6.74
Income Tax (Paid) / Refund	-	(0.28)
Net Cash flow from Operating Activities(A)	(0.86)	6.46
B. Cash Flow From Investing Activities		
Purchase of Tangible Assets	-	-
Interest Received	0.03	0.18
Net Cash used in Investing Activities(B)	0.03	0.18
C. Cash Flow From Financing Activities		
Increase/ (decrease) in Long Term Loans & Advances	-	-
Increase/ (decrease) in Other Non Current Assets	-	-
Proceeds from issue of Share Capital	-	-
Increase/ (decrease) in Long Term Borrowings	0.84	(0.62)
Increase in / (Repayment) of Short term Borrowings	-	-
Finance Cost	(0.23)	(2.96)
Other Inflows / (Outflows) of cash	0.61	(3.58)
Net Cash used in Financing Activities(C)	0.61	(3.58)
D. Net Increase / (Decrease) in Cash & Cash Equivalent(A+B+C)	(0.22)	3.06
E. Cash & Cash Equivalent at Beginning of period	5.71	6.40
F. Cash & Cash Equivalent at End of period	5.49	9.46
G. Net Increase / (Decrease) in Cash & Cash Equivalent(F-E)	(0.22)	3.06
H. Difference (F-(D+E))	-	-

Place: Vadodara
Date : 9th November, 2020



By Order of The Board
For UTL INDUSTRIES LIMITED

(Signature)
Bhavik Vasantbhai Palel
Director
DIN: 07521766




Independent Auditor's Review Report on Quarterly Unaudited Financial Results of the Company pursuant to the Regulation 33 and 52 of the SEBI (Listing Obligations and Disclosure Requirements) Regulations, 2015, as amended

Review Report to
The Board of Directors
UTL Industries Limited

1. We have reviewed the accompanying statement of unaudited financial results of UTL Industries Limited ('the Company') for the quarter ended 30th September 2020 and year to date from 1st April 2020 to 30th September 2020 (the "Statement") attached herewith, being submitted by the company pursuant to the requirement of Regulation 33 and 52 of the SEBI (Listing Obligation and Disclosure Requirements) Regulation 2015, as amended (the "Listing Regulations").
2. This Statement, which is the responsibility of the Company's Management and approved by the Company's Board of Directors, has been prepared in accordance with the recognition and measurement principles laid down in the Indian Accounting Standard 34 "Interim Financial Reporting" ("Ind AS 34"), prescribed under Section 133 of the Companies Act, 2013 ('the Act'), SEBI Circulars No. CIR/CFD/FAC/62/2016 dated 5th July 2016 and as amended by SEBI Circular No. CIR/CFD/CMD1/44/2019 dated 29th March 2019 (hereinafter referred to as 'the SEBI Circulars'), read with relevant rules issued there under and other accounting principles generally accepted in India. Our responsibility is to express a conclusion on the Statement based on our review.
3. We conducted our review of the Statement in accordance with the Standard on Review Engagement (SRE) 2410, "Review of Interim Financial Information Performed by the Independent Auditor of the Entity" issued by the Institute of Chartered Accountants of India. This standard requires that we plan and perform the review to obtain moderate assurance as to whether the statement is free of material misstatement. A review of interim financial information consists of making inquiries, primarily of the Company's personnel responsible for financial and accounting matters, and applying analytical and other review procedures. A review is substantially less in scope than an audit conducted in accordance with the Standards on Auditing and consequently does not enable us to obtain assurance that we would become aware of all significant matters that might be identified in an audit. Accordingly, we do not express an audit opinion.
4. Based on our review conducted as above, nothing has come to our attention that causes us to believe that the accompanying Statement, prepared in accordance with the recognition and measurement principles laid down in the aforesaid Indian Accounting Standards ('Ind AS') specified under Section 133 of the Companies Act, 2013 as amended, read with relevant rules issued thereunder and other accounting principles generally accepted in India, has not disclosed the information required to be disclosed in terms of Listing Regulations, including the manner in which it is to be disclosed, or that it contains any material misstatement.

Date: 9th November, 2020
Place: Vadodara
UDIN: 20031269AAAAMC4228

For, S D T & Co.
Chartered Accountants
FRN: 112226W


Dilip K. Thakkar
(Partner)
Membership No.031269