

Date: 18/10/2014

To
The Manager
Department of Corporate Services
Bombay Stock Exchange Ltd.
Dalal Street, Fort
Mumbai – 400 001

Sub. - : Clause 35 - Shareholding Pattern for the Quarter ended September 30, 2014

Ref. - : Scrip Code - 500426

Madam,


With regard to the captioned subject please find enclosed herewith the Shareholding Pattern of the company prepared as per Clause 35 of the Listing Agreement for the quarter ended September 30, 2014.

Kindly take the same on your records and acknowledge the receipt.

Thanking you,

Yours faithfully,

FOR UTL INDUSTRIES LIMITED


UMESH R. GANDHI
(COMLIANCE OFFICER)




Encl: as above

C. C. TO VADODARA STOCK EXCHANGE LTD.

Introductory sub-table (I)(a)

Name of the Company : UTL INDUSTRIES LIMITED (Formally known as Uni-Tubes Limited)			
Scrip Code, Name of the scrip, class of security : 500426			
Quarter ended : 30th SEPTEMBER, 2014			
Partly paid-up shares:-	No. of partly paid-up shares	As a % of total no. of partly paid-up shares	As a % of total no. of shares of the company
Held by promoter/promoter group		#DIV/0!	0
Held by public		#DIV/0!	0
Total - D	0	#DIV/0!	0
Outstanding convertible securities:-	No. of outstanding securities	As a % of total no. of outstanding convertible securities	As a % of total no. of shares of the company, assuming full conversion of the convertible securities
Held by promoter/promoter group		#DIV/0!	0
Held by public		#DIV/0!	0
Total - E	0	#DIV/0!	0
Warrants:-	No. of warrants	As a % of total no. of warrants	As a % of total no. of shares of the company, assuming full conversion of warrants
Held by promoter/promoter group		#DIV/0!	0
Held by public		#DIV/0!	0
Total - F	0	#DIV/0!	0
Total paid-up capital of the company, assuming full conversion of warrants and convertible securities			
			3255000



Statement Showing Shareholding Pattern

Category code	Category of Shareholder	Number of Shareholders	Table (D)(a)				Shares Pledged or otherwise encumbered	
			Total number of shares	Number of shares held in dematerialized form	Total shareholding as a percentage of total number of shares	Number of shares	As a percentage (IX)=(VII)/(IV)*100	
			(IV)	(V)	As a percentage of (A+B) ¹	(VIII)		
(I)	(II)	(III)	(IV)	(V)	(VI)	(VII)	(VIII)	(IX)=(VII)/(IV)*100
(A)	Shareholding of Promoter and Promoter Group							
1	Indian							
(a)	Individuals/ Hindu Undivided Family	11	383900	283400	11.79	11.79	0	0.00
(b)	Central Government/ State Government(s)	0	0	0	0.00	0.00	0	#DIV/0!
(c)	Bodies Corporate	0	0	0	0.00	0.00	0	#DIV/0!
(d)	Financial Institutions/ Banks	0	0	0	0.00	0.00	0	#DIV/0!
(e)	Any Others(Specify)	0	0	0	0.00	0.00	0	#DIV/0!
(e-i)	Directors	0	0	0	0.00	0.00	0	#DIV/0!
(e-ii)	Director Relatives	0	0	0	0.00	0.00	0	#DIV/0!
(e-iii)	Person Acting in Concern	12	70000	5000	2.15	2.15	0	0.00
	Sub Total(A)(1)	23	453900	288400	13.94	13.94	0	0.00
2	Foreign							
a	Individuals (Non-Residents Individuals/ Foreign Individuals)	0	0	0	0.00	0.00	0	#DIV/0!
b	Bodies Corporate	0	0	0	0.00	0.00	0	#DIV/0!
c	Institutions	0	0	0	0.00	0.00	0	#DIV/0!
d	Qualified Foreign Investor	0	0	0	0.00	0.00	0	#DIV/0!
e	Any Others(Specify)	0	0	0	0.00	0.00	0	#DIV/0!
e-i		0	0	0	0.00	0.00	0	#DIV/0!
e-ii		0	0	0	0.00	0.00	0	#DIV/0!
	Sub Total(A)(2)	0	0	0	0.00	0.00	0	0.00
	Total Shareholding of Promoter and Promoter Group (A)= (A)(1)+(A)(2)	23	453900	288400	13.94	13.94	0	0.00



Public shareholding									
Institutions									
Mutual Funds/ UFI	0	0	0	0	0.00	0.00			
Financial Institutions / Banks	0	0	0	0	0.00	0.00			
Central Government/ State Government(s)									
Venture Capital Funds	0	0	0	0	0.00	0.00			
Insurance Companies	0	0	0	0	0.00	0.00			
Foreign Institutional Investors	0	0	0	0	0.00	0.00			
Foreign Venture Capital Investors	0	0	0	0	0.00	0.00			
Qualified Foreign Investor	0	0	0	0	0.00	0.00			
Any Other (specify)	0	0	0	0	0.00	0.00			
	0	0	0	0	0.00	0.00			
	0	0	0	0	0.00	0.00			
	0	0	0	0	0.00	0.00			
Sub-Total (B)(1)	0	0	0	0	0.00	0.00			
Non-institutions									
Bodies Corporate	17	133172		6370	4.09	4.09			
Individuals	0	0		0	0.00	0.00			
Individuals -i. Individual shareholders holding nominal share capital up to Rs 1 lakh	2240	1631793		90093	50.13	50.13			
ii. Individual shareholders holding nominal share capital in excess of Rs. 1 lakh.									
Qualified Foreign Investor	31	975535		40235	29.97	29.97			
Any Other (specify)	0	0		0	0.00	0.00			
NRI (Repat & Non Repat)	57	52600		500	1.62	1.62			
OCB's	0	0		0	0.00	0.00			
Trust	0	0		0	0.00	0.00			
Hindu Undivided Family	3	8001		8001	0.25	0.25			
Employee	0	0		0	0.00	0.00			
Clearing Members	0	0		0	0.00	0.00			
Sub-Total (B)(2)	2349	2801101		145199	86.06	86.06			
Total Public Shareholding (B)= (B)(1)+(B)(2)	2349	2801101		145199	86.06	86.06			
TOTAL (A)+(B)	2372	3255001		433600	100.00	100.00			



Shares held by Custodians and against which Depository Receipts have been issued									
Promoter and Promoter Group	0	0	0	0	0.00	0	#DIV/0!		
Public	0	0	0	0	0.00	0	#DIV/0!		
Sub-Total (C)	0	0	0	0	0	0	#DIV/0!		
GRAND TOTAL (A)+(B)+(C)	2372	3255001	433600	100.00	0.00				



(1)(b) Statement showing holding of securities (including shares, warrants, convertible securities) of persons belonging to the category "Promoter and Promoter Group"

Sr. No.	Name of the shareholder	Details of Shares held		Encumbered shares (*)		Details of warrants		Details of convertible securities		Total shares (including underlying shares assuming full conversion of warrants and convertible securities) as a % of diluted share capital
		Number of shares held	As a % of grand total (A) + (B) + (C)	No.	As a percentage (VI)=(V)/(III)*100	As a % of grand total (A)+(B)+(C) of sub-clause (I)(a)	Number of warrants held	As a % total number of warrants of the same class	Number of convertible securities held	
(i)	(ii)	(iii)	(iv)	(v)	(vi)	(vii)	(viii)	(ix)	(x)	(xi)
1	PARIMAL RAMESHBHAI SHAH	273300	8.40		0.00	0.00	#DIV/0!	#DIV/0!	#DIV/0!	#DIV/0!
2	K J DESAI	58300	1.79		0.00	0.00	#DIV/0!	#DIV/0!	#DIV/0!	#DIV/0!
3	VIMAL RAMESH SHAH	19880	0.61		0.00	0.00	#DIV/0!	#DIV/0!	#DIV/0!	#DIV/0!
4	RAKESH RAMESHCHANDRA SHAH	10100	0.31		0.00	0.00	#DIV/0!	#DIV/0!	#DIV/0!	#DIV/0!
5	RITA P SHAH	10000	0.31		0.00	0.00	#DIV/0!	#DIV/0!	#DIV/0!	#DIV/0!
6	PRATIK AMBALAL SHAH	10000	0.31		0.00	0.00	#DIV/0!	#DIV/0!	#DIV/0!	#DIV/0!
7	SARMISTABEN AMBALAL SHAH	10000	0.31		0.00	0.00	#DIV/0!	#DIV/0!	#DIV/0!	#DIV/0!
8	NISHABEN RAKESHBHAI SHAH	5000	0.15		0.00	0.00	#DIV/0!	#DIV/0!	#DIV/0!	#DIV/0!
9	KRASHNAKANT J DESAI	5000	0.15		0.00	0.00	#DIV/0!	#DIV/0!	#DIV/0!	#DIV/0!
10	KRISHNAKANT DESAI	5000	0.15		0.00	0.00	#DIV/0!	#DIV/0!	#DIV/0!	#DIV/0!
11	ASHOK CHUNILAL SHAH	5000	0.15		0.00	0.00	#DIV/0!	#DIV/0!	#DIV/0!	#DIV/0!
12	HEMA KRISHNAKANT DESAI	5000	0.15		0.00	0.00	#DIV/0!	#DIV/0!	#DIV/0!	#DIV/0!




13	JAYANTILAL BHIKHABHAI SHAH	5000	0.15		0.00				#DIV/0!		#DIV/0!
14	MARUTKUMAR KANAIYALAL SHAH	5000	0.15		0.00				#DIV/0!		#DIV/0!
15	NAINA MARUTKUMAR SHAH	5000	0.15		0.00				#DIV/0!		#DIV/0!
16	NITA PRATIK SHAH	5000	0.15		0.00				#DIV/0!		#DIV/0!
17	SANJAY JAYANTILAL SHAH	5000	0.15		0.00				#DIV/0!		#DIV/0!
18	SHAILESH NANUBHAI NAIK	5000	0.15		0.00				#DIV/0!		#DIV/0!
19	VIJAY JAYANTILAL SHAH	5000	0.15		0.00				#DIV/0!		#DIV/0!
20	PARIMAL R SHAH	2000	0.06		0.00				#DIV/0!		#DIV/0!
21	PARIMAL SHAH	300	0.01		0.00				#DIV/0!		#DIV/0!
22	PARIMAL R SHAH	10	0.00		0.00				#DIV/0!		#DIV/0!
23	PARIMAL SHAH	10	0.00		0.00				#DIV/0!		#DIV/0!
	TOTAL.	453900	13.94	0	0.00	0	0.00	0	#DIV/0!	0	#DIV/0!

(* The term "encumbrance" has the same meaning as assigned to it in regulation 28(3) of the SAST Regulations, 2011



(I)(c)(i) Statement showing holding of securities (including shares, warrants, convertible securities) of persons belonging to the category "Public" and holding more than 1% of the total number of shares

Sr. No.	Name of the shareholder	Number of shares held	Shares as a percentage of total number of shares {i.e., Grand Total (A)+(B)+(C) indicated in Statement at para (I)(a) above}	Details of warrants		Details of convertible securities		Total shares (including underlying shares assuming full conversion of warrants and convertible securities) as a % of diluted share capital
				Number of warrants held	As a % total number of warrants of the same class	Number of convertible securities held	% w.r.t total number of convertible securities of the same class	
1	GOLDEN COPPER TUBES PVT. LTD.	100000	3.07	0	#DIV/0!	0	#DIV/0!	
2	KRUPESH PATEL	56100	1.72	0	#DIV/0!	0	#DIV/0!	
3	SUDHIR N SHAH	53300	1.64	0	#DIV/0!	0	#DIV/0!	
4	KANAK PATEL	52000	1.60	0	#DIV/0!	0	#DIV/0!	
5	RAMESHKUMAR PANDIT	50700	1.56	0	#DIV/0!	0	#DIV/0!	
6	MEENA ASHOK SHAH	50000	1.54	0	#DIV/0!	0	#DIV/0!	
7	BHARAT SINGH CHAUHAN	49900	1.53	0	#DIV/0!	0	#DIV/0!	
8	SANGITA S SHAH	48900	1.50	0	#DIV/0!	0	#DIV/0!	
9	YOGESH DRA PATEL	44800	1.38	0	#DIV/0!	0	#DIV/0!	
10	SUNNY S SHAH	41000	1.26	0	#DIV/0!	0	#DIV/0!	
11	JIMMY S SHAH	39100	1.20	0	#DIV/0!	0	#DIV/0!	
12	ASHOK DESAI	34400	1.06	0	#DIV/0!	0	#DIV/0!	
13	YOU GESH PATEL	33200	1.02	0	#DIV/0!	0	#DIV/0!	
			0.00	0	#DIV/0!	0	#DIV/0!	
		653400	20.07	0	#DIV/0!	0	#DIV/0!	0



(D)(c)(ii) Statement showing holding of securities (including shares, warrants, convertible securities) of persons (together with PAC) belonging to the category "Public" and holding more than 5% of the total number of shares of the company

Sr. No.	Name(s) of the shareholder(s) and the Persons Acting in Concert (PAC) with them	Number of shares	Shares as a percentage of total number of shares {i.e., Grand Total (A)+(B)+(C) indicated in Statement at para (I)(a) above}	Details of warrants		Details of convertible securities		Total shares (including underlying shares assuming full conversion of warrants and convertible securities) as a % of diluted share capital
				Number of warrants	As a % total number of warrants of the same class	Number of convertible securities held	% w.r.t total number of convertible securities of the same class	
1	NIL		0.00	0	#DIV/0!	0	#DIV/0!	
			0.00	0	#DIV/0!	0	#DIV/0!	
		0	0.00	0	#DIV/0!	0	#DIV/0!	0
TOTAL								



(1)(d)	<u>Statement showing details of locked-in shares</u>		
Sr. No.	Name of the shareholder	Number of locked-in shares	Locked-in shares as a percentage of total number of shares {i.e., Grand Total (A)+(B)+(C) indicated in Statement at para (I)(a) above}
1	NIL	0	0.00
			0.00
TOTAL		0	0.00



(II)(a) Statement showing details of Depository Receipts (DRs)

Sr. No.	Type of outstanding DR (ADRs, GDRs, SDRs, etc.)	Number of outstanding DRs	Number of shares underlying outstanding DRs	Shares underlying outstanding DRs as a percentage of total number of shares {i.e., Grand Total (A)+(B)+(C) indicated in Statement at para (I)(a) above}
1	Nil	0	0	0.00
TOTAL		0	0	0.00



(II)(b) Statement showing holding of Depository Receipts (DRs), where underlying shares held by "promoter/promoter group" are in excess of 1% of the total number of shares

Sr. No.	Name of the DR Holder	Type of outstanding DR (ADRs, GDRs, SDRs, etc.)	Number of shares underlying outstanding DRs	Shares underlying outstanding DRs as a percentage of total number of shares {i.e., Grand Total (A)+(B)+(C) indicated in Statement at para (D)(a) above}
1	NIL	0	0	0.00
TOTAL			0	0.00

